

VIC-20

The Friendly Computer

No accessories required!
Plugs directly into your VIC 20

CARTRIDGE

MONEY WARS

Lights flash, shots ring out. Can you escape or are you trapped? Look out, someone is shooting at you from the sky . . . grab the MONEY and RUN!!



ONLY WITH KEYBOARD





VIC-1925

MONEY WARS

Loading the Cartridge and Starting the Game.

1. Turn your VIC-20 OFF before inserting or removing the cartridge.
2. Insert the cartridge (label side up) into the wide expansion port on the back of the computer.
3. Turn the VIC-20 ON. After a second or two, the opening title should appear on the screen. (If the title doesn't appear, turn your VIC-20 off then back on).

Adjusting Screen Position

To center the picture use the  and  keys. Each time you press the  key, the picture will move to the right, and when the  key is pressed, the picture will move towards the bottom of your TV screen. Keep using these two keys until you are satisfied the picture is centered within your screen. (NOTE: Once the game has begun you can not change the screen colors).

Eliminating Screen Flutter

On some TV sets with automatic fine tuning your screen may "flutter" up and down when using a computer or video game. To correct this, hold down the  key and hit the  key. (NOTE: Doing this with a standard TV set may cause the screen to flutter).

STRATEGY

Quickly dart across the street and grab the glowing bag of money. You have to be quick . . . but cautious. You have three brick barricades to hide behind to avoid the deadly fire coming from above. If you get hit . . . You have three chances. If you are successful . . . you get an additional try at the bag of gold . . . 5 successful grabs earns you an extra round.

Money Wars allows you a certain amount of bonus point situations. Each unit of Bonus that is left at the end of a round awards you 100 additional points. Everytime you use fast forward or the force field, you use up eight units of bonus time. Be careful . . . as the game goes on the shots come quicker and quicker so use your bonus time only when absolutely necessary.

CONTROLS

Play Money Wars with your keyboard.

; Key Right Movement
L Key Left Movement
A Key High Speed Movement
D Key Force Field (for extra protection)

SCORING

Every Step 10 Pts.
Using A & D Keys Costs 8 Units of Bonus Time
Money Bags Between 300 and 800 Points

 **commodore**

VIC-1925

MONEY WARS